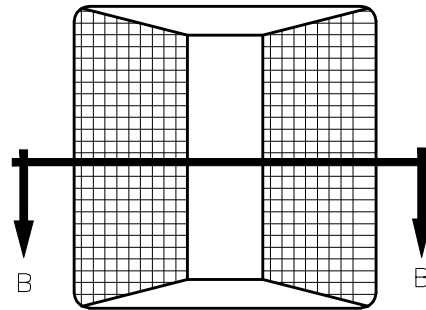
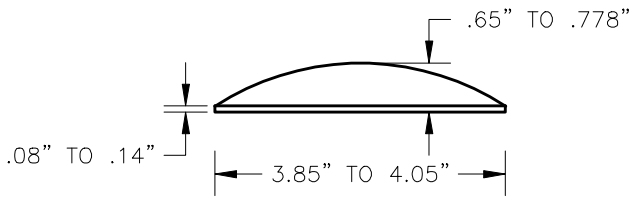


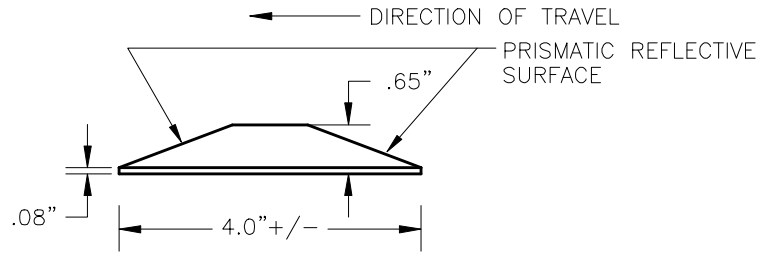
PLAN



PLAN



**SECTION A-A
TYPE I**



**SECTION B-B
TYPE 2
SEE TABLE**

TYPE 2 PRISMATIC REFLECTIVE FACE COLORS	
TYPE 2WR	WHITE AND RED
TYPE 2YR	YELLOW AND RED
TYPE 2YY	YELLOW AND YELLOW
TYPE 2W	WHITE ONE SIDE ONLY
TYPE 2Y	YELLOW ONE SIDE ONLY



City of Bremerton

PUBLIC WORKS

COMMUNITY DEVELOPMENT

**RAISED PAVEMENT MARKERS
TYPE I AND II**

Alteration of this drawing is prohibited. Any approval of an altered drawing is unauthorized and void.

3263

**Revision Date
10-12-12**