

ORDINANCE NO. 5340

AN ORDINANCE of the City Council of the City of Bremerton, Washington, amending and reestablishing the assessments, rates, fees, and charges established in Ordinance No. 5324 relating to the Department of Public Works and Utilities for water, wastewater, stormwater, and other related services.

WHEREAS, the City Council desires to amend and reestablish the assessments, rates, fees, and charges ("Rates and Fees") relating to the Department of Public Works and Utilities for general facility charges and water, wastewater, stormwater, and other related services established in **Exhibit A** of Ordinance No. 5324; NOW THEREFORE,

THE CITY COUNCIL OF THE CITY OF BREMERTON, WASHINGTON, DOES HEREBY ORDAIN AS FOLLOWS:


SECTION 1. Rate Tables Established. Rates and fees for services relating to the Department of Public Works and Utilities for general facility charges and water, wastewater, stormwater, and other related services, as established in **Exhibit A** of Ordinance No. 5324, are hereby amended and reestablished as set forth in the rate tables set forth in the attached **Exhibit A** of this ordinance, said exhibit is incorporated herein by this reference.

SECTION 3. Rate Tables Effective Date. The rate tables as set forth in **Exhibit A** shall be effective January 1, 2018.


SECTION 4. Severability. If any one or more sections, subsections, or sentences of this ordinance are held to be unconstitutional or invalid, such decision shall not affect the validity of the remaining portion of this ordinance and the same shall remain in full force and effect.

SECTION 5. Effective Date. This ordinance shall take effect and be in force on January 1, 2018.

PASSED by the City Council of the City of Bremerton, Washington this 15th day of November, 2017.


ERIC YOUNGER, Council President

Approved this 17th day of November, 2017.


PATTY LENT, Mayor

APPROVED AS TO FORM:

ATTEST:


ROGER A. LUBOVICH, City Attorney


SHANNON L. CORIN, City Clerk

PUBLISHED the 24th day of November, 2017.
EFFECTIVE the 4th day of December, 2017.
ORDINANCE NO. 5340

Exhibit A
ASSESSMENTS, RATES, FEES, AND CHARGES
EFFECTIVE January 1, 2018

	2017	2018
	Inside/Outside City Limits	
<u>GENERAL FACILITY CHARGES</u>		
Water based on meter size average normal flow		
5/8" x 3/4"	\$ 4,448.58	\$ 5,880.00
1"	\$ 4,448.58	\$ 5,880.00
1" Commercial	\$ 6,094.59	\$ 8,056.00
1 1/2" Commercial	\$ 35,587.67	\$ 47,040.00
2" Commercial	\$ 35,587.67	\$ 47,040.00
3" Commercial	\$ 88,969.18	\$ 117,600.00
4" Commercial	\$ 177,938.37	\$ 235,200.00
Greater than 4"	Case by Case basis	
Wastewater based on meter size average normal flow		
5/8" x 3/4"	\$ 5,714.91	\$ 6,863.00
1"	\$ 5,714.91	\$ 6,863.00
1" Commercial	\$ 7,086.43	\$ 8,510.00
1 1/2" Commercial	\$ 40,004.40	\$ 48,041.00
2" Commercial	\$ 40,004.40	\$ 48,041.00
3" Commercial	\$ 102,868.46	\$ 123,534.00
4" Commercial	\$ 205,736.92	\$ 247,068.00
Greater than 4"	Case by Case basis	
Stormwater (per IHSU)	\$ 2,443.00	\$ 3,157.00

The GFCs as amended and set forth in **Exhibit A** shall be effective January 1, 2016, January 1, 2017, and January 1, 2018 as noted, except that:

- 1) Projects with a complete building permit application or site development permit application which includes utility services filed with the City on or before December 31, 2015, or projects with land use approval granted by the City on or before December 31, 2015, shall be vested to the GFCs in effect on the date of filing the completed application or the date approval is granted if that amount is lower than the current rate.
- 2) The Seattle Construction Index (SCI) set forth in BMC 15.06.020 shall not be applied to the January 1, 2016, January 1, 2017 and January 1, 2018 charges as established in **Exhibit A** unless otherwise approved by City Council.

CONNECTION FEES

Water Connection Fees

5/8" x 3/4"	\$ 2,710.00	\$ 2,778.00	\$ 4,065.00	\$ 4,167.00
1"	\$ 2,922.00	\$ 2,995.00	\$ 4,383.00	\$ 4,493.00
1 1/2"	\$ 6,190.00	\$ 6,345.00	\$ 9,285.00	\$ 9,517.00
2"	\$ 7,003.00	\$ 7,178.00	\$ 10,505.00	\$ 10,768.00
3" - 4" x 4" - Service to property line	\$ 13,038.00	\$ 13,364.00	\$ 19,557.00	\$ 20,046.00
3" - 4" x 6" - Service to property line	\$ 13,216.00	\$ 13,546.00	\$ 19,824.00	\$ 20,320.00
3" - 4" x 8" - Service to property line	\$ 13,536.00	\$ 13,874.00	\$ 20,305.00	\$ 20,813.00
3" - 4" x 10" - Service to property line	\$ 15,225.00	\$ 15,606.00	\$ 22,838.00	\$ 23,409.00
3" - 4" x 12" - Service to property line	\$ 13,279.00	\$ 13,611.00	\$ 19,919.00	\$ 20,417.00
4" - 4" x 4" - Service to property line	\$ 14,412.00	\$ 14,772.00	\$ 21,619.00	\$ 22,159.00

Exhibit A
ASSESSMENTS, RATES, FEES, AND CHARGES
EFFECTIVE January 1, 2018

	2017		2018	
	Inside/Outside City Limits			
4" - 4" x 6" - Service to property line	\$ 14,591.00	\$ 14,956.00	\$ 21,886.00	\$ 22,433.00
4" - 4" x 8" - Service to property line	\$ 14,912.00	\$ 15,285.00	\$ 22,367.00	\$ 22,926.00
4" - 4" x 10" - Service to property line	\$ 16,599.00	\$ 17,014.00	\$ 24,899.00	\$ 25,521.00
4" - 4" x 12" - Service to property line	\$ 16,605.00	\$ 17,020.00	\$ 24,906.00	\$ 25,529.00
6" - 6" x 6" - Service to property line	\$ 17,476.00	\$ 17,913.00	\$ 26,214.00	\$ 26,869.00
6" - 6" x 8" - Service to property line	\$ 17,797.00	\$ 18,242.00	\$ 26,695.00	\$ 27,362.00
6" - 6" x 10" - Service to property line	\$ 19,485.00	\$ 19,972.00	\$ 29,227.00	\$ 29,958.00
6" - 6" x 12" - Service to property line	\$ 19,485.00	\$ 19,972.00	\$ 29,227.00	\$ 29,958.00
8" - 8" x 8" - Service to property line	\$ 23,150.00	\$ 23,729.00	\$ 34,725.00	\$ 35,593.00
8" - 8" x 10" - Service to property line	\$ 24,909.00	\$ 25,532.00	\$ 37,363.00	\$ 38,297.00
8" - 8" x 12" - Service to property line	\$ 24,909.00	\$ 25,532.00	\$ 37,363.00	\$ 38,297.00
10" - 10" x 10" - Service to property line	\$ 28,312.00	\$ 29,020.00	\$ 42,468.00	\$ 43,530.00
10" - 10" x 12" - Service to property line	\$ 28,811.00	\$ 29,531.00	\$ 43,216.00	\$ 44,296.00
Greater than 12"				

Wet Tapping (Water Main Only)*

4" x 4" - excluding excavation & backfill	\$ 3,075.00	\$ 3,152.00	\$ 4,613.00	\$ 4,728.00
4" x 6" - excluding excavation & backfill	\$ 3,253.00	\$ 3,334.00	\$ 4,879.00	\$ 5,001.00
4" x 8" - excluding excavation & backfill	\$ 3,574.00	\$ 3,663.00	\$ 5,360.00	\$ 5,494.00
4" x 10" - excluding excavation & backfill	\$ 5,262.00	\$ 5,394.00	\$ 7,893.00	\$ 8,090.00
4" x 12" - excluding excavation & backfill	\$ 5,267.00	\$ 5,399.00	\$ 7,900.00	\$ 8,098.00
6" x 6" - excluding excavation & backfill	\$ 3,485.00	\$ 3,572.00	\$ 5,226.00	\$ 5,357.00
6" x 8" - excluding excavation & backfill	\$ 3,805.00	\$ 3,900.00	\$ 5,707.00	\$ 5,850.00
6" x 10" - excluding excavation & backfill	\$ 5,494.00	\$ 5,631.00	\$ 8,240.00	\$ 8,446.00
6" x 12" - excluding excavation & backfill	\$ 5,494.00	\$ 5,631.00	\$ 8,240.00	\$ 8,446.00
8" x 8" - excluding excavation & backfill	\$ 4,451.00	\$ 4,562.00	\$ 6,675.00	\$ 6,842.00
8" x 10" - excluding excavation & backfill	\$ 6,211.00	\$ 6,366.00	\$ 9,316.00	\$ 9,549.00
8" x 12" - excluding excavation & backfill	\$ 6,330.00	\$ 6,488.00	\$ 9,495.00	\$ 9,732.00
10" x 10" - excluding excavation & backfill	\$ 7,077.00	\$ 7,254.00	\$ 10,614.00	\$ 10,879.00
10" x 12" - excluding excavation & backfill	\$ 7,547.00	\$ 7,736.00	\$ 11,321.00	\$ 11,604.00
12" x 12" - excluding excavation & backfill	\$ 7,457.00	\$ 7,643.00	\$ 11,186.00	\$ 11,466.00
2" - service to property line	\$ 3,783.00	\$ 3,878.00	\$ 5,674.00	\$ 5,816.00
4" x 4" - service to property line	\$ 8,992.00	\$ 9,217.00	\$ 13,487.00	\$ 13,824.00
4" x 6" - service to property line	\$ 9,171.00	\$ 9,400.00	\$ 13,756.00	\$ 14,100.00
4" x 8" - service to property line	\$ 9,491.00	\$ 9,728.00	\$ 14,237.00	\$ 14,593.00
4" x 10" - service to property line	\$ 11,179.00	\$ 11,458.00	\$ 16,768.00	\$ 17,187.00
4" x 12" - service to property line	\$ 11,184.00	\$ 11,464.00	\$ 16,776.00	\$ 17,195.00
6" x 6" - service to property line	\$ 9,061.00	\$ 9,288.00	\$ 13,592.00	\$ 13,932.00
6" x 8" - service to property line	\$ 9,382.00	\$ 9,617.00	\$ 14,072.00	\$ 14,424.00
6" x 10" - service to property line	\$ 11,071.00	\$ 11,348.00	\$ 16,606.00	\$ 17,021.00
6" x 12" - service to property line	\$ 11,071.00	\$ 11,348.00	\$ 16,606.00	\$ 17,021.00
8" x 8" - service to property line	\$ 10,388.00	\$ 10,648.00	\$ 15,581.00	\$ 15,971.00
8" x 10" - service to property line	\$ 12,148.00	\$ 12,452.00	\$ 18,222.00	\$ 18,678.00
8" x 12" - service to property line	\$ 12,147.00	\$ 12,451.00	\$ 18,220.00	\$ 18,676.00
10" x 10" - service to property line	\$ 13,672.00	\$ 14,014.00	\$ 20,508.00	\$ 21,021.00
10" x 12" - service to property line	\$ 14,170.00	\$ 14,524.00	\$ 21,255.00	\$ 21,786.00
12" x 12" - service to property line	\$ 15,077.00	\$ 15,454.00	\$ 22,615.00	\$ 23,180.00

Exhibit A
ASSESSMENTS, RATES, FEES, AND CHARGES
EFFECTIVE January 1, 2018

	2017	2018		
	Inside/Outside City Limits			
Fire Hydrant Installation*				
6" x 8" and smaller - service to property line	\$ 11,731.00	\$ 12,024.00	\$ 17,597.00	\$ 18,037.00
6"x 10" - service to property line	\$ 13,420.00	\$ 13,756.00	\$ 20,130.00	\$ 20,633.00
6"x 12" - service to property line	\$ 13,420.00	\$ 13,756.00	\$ 20,130.00	\$ 20,633.00
 <u>PLAN CHECK/INSPECTION FEES</u>				
Engineering Services**				
Plan Check Fees				
Main Extensions: per foot	\$ 0.30	\$ 0.31	\$ 0.44	\$ 0.45
BUT not less than	\$ 249.00	\$ 255.00	\$ 374.00	\$ 383.00
(Includes hydrants and appurtenances and connection to water system)				
Pump Stations	\$ 626.00	\$ 642.00	\$ 939.00	\$ 962.00
Fireline Extension	\$ 100.00	\$ 103.00	\$ 150.00	\$ 154.00
Irrigation Systems	\$ 100.00	\$ 103.00	\$ 150.00	\$ 154.00
Miscellaneous (per hour) plus equipment	\$ 83.00	\$ 88.00	\$ 124.00	\$ 127.00
 Storm Drainage Plan Review Fees ***				
Preliminary Drainage Plans				
Residential Development	\$ 387.00	\$ 397.00	N/A	N/A
Non-Residential Development	\$ 268.00	\$ 275.00	N/A	N/A
Plus per IHSU	\$ 11.65	\$ 11.94		
Final Detailed Drainage Plans				
Residential Development (per lot)				
0 - 20 Lots	\$ 41.93	\$ 42.98	N/A	N/A
21 - 50 Lots	\$ 30.29	\$ 31.05	N/A	N/A
51 - 100 Lots	\$ 26.80	\$ 27.47	N/A	N/A
100+ Lots	\$ 23.30	\$ 23.88	N/A	N/A
Minimum Charge	\$ 297.00	\$ 304.00	N/A	N/A
Non-Residential Development				
per IHSU	\$ 23.30	\$ 23.88	N/A	N/A
Minimum Charge	\$ 356.00	\$ 365.00	N/A	N/A
 Resubmittal Fees				
First Resubmittal	No Charge	No Charge	N/A	N/A
Subsequent Resubmittal	\$ 297.00	\$ 304.00	N/A	N/A
 Field Inspection Fees				
Water main extensions (per foot)	\$ 1.32	\$ 1.35	\$ 1.98	\$ 2.03
but not less than:	\$ 487.00	\$ 499.00	\$ 731.00	\$ 749.00
Pump Station	\$ 642.00	\$ 658.00	\$ 963.00	\$ 987.00
Miscellaneous (per hour)	\$ 83.00	\$ 85.00	\$ 124.00	\$ 127.00
 Wastewater Connection Fees				
Lateral Connection at P/L	\$ 83.00	\$ 85.00	\$ 124.00	\$ 127.00

Exhibit A
ASSESSMENTS, RATES, FEES, AND CHARGES
EFFECTIVE January 1, 2018

	2017	2018		
	Inside/Outside City Limits			
Lateral Connection at Main	\$ 314.00	\$ 322.00	\$ 472.00	\$ 484.00
Conveyance Facility Ext. (Per Foot)	\$ 1.74	\$ 1.78	\$ 2.60	\$ 2.66
but not less than:	\$ 379.00	\$ 388.00	\$ 568.00	\$ 582.00
Pump Station	\$ 630.00	\$ 646.00	\$ 945.00	\$ 969.00
Miscellaneous (per hour)	\$ 83.00	\$ 85.00	\$ 124.00	\$ 127.00
Storm Drainage Inspection Fees ***				
Residential Development (per lot)	\$ 17.48	\$ 17.92	N/A	N/A
Non-Residential Development (per IHSU)	\$ 17.48	\$ 17.92	N/A	N/A
Minimum Charge	\$ 179.00	\$ 183.00	N/A	N/A
Conveyance Facility Extensions (per foot)	\$ 0.93	\$ 0.95	N/A	N/A
Minimum Charge	\$ 356.00	\$ 365.00	N/A	N/A
Unscheduled Inspections**** (per site visit)	\$ 83.00	\$ 85.00	N/A	N/A
<u>MISCELLANEOUS FEES AND CHARGES</u>				
Office Services				
New Account (includes water turn-on)	\$ 20.00	\$ 21.00	\$ 20.00	\$ 21.00
Account Maintenance	\$ 5.00	\$ 5.00	\$ 5.00	\$ 5.00
Past Due Notice	\$ 3.00	\$ 3.00	\$ 3.00	\$ 3.00
ACH Credit		\$ -		\$ -
Lien Recovery Charge	\$ 102.00	\$ 105.00	\$ 102.00	\$ 105.00
Close Account/Meter Read/Water Service Turn-off	\$ 20.00	\$ 21.00	\$ 20.00	\$ 21.00
Utility/Lien Search Fee (Manual) per parcel	\$ 31.00	\$ 32.00	\$ 31.00	\$ 32.00
Park Reservation Fee (non-refundable)	\$ 102.00	\$ 125.00	\$ 102.00	\$ 125.00
Park Reservation Refundable Deposit		\$ 100.00		\$ 100.00
Field Services				
Pavement Restoration Charge				
(refundable, if assessed and not required)				
Asphalt Patch	\$ 709.00	\$ 864.00	\$ 1,063.00	\$ 1,328.00
Concrete Patch	\$ 1,274.00	\$ 1,384.00	\$ 1,911.00	\$ 2,128.00
Asphalt Trench	\$ 1,615.00	\$ 2,284.00	\$ 2,423.00	\$ 3,512.00
Concrete Trench	\$ 1,632.00	\$ 3,323.00	\$ 2,447.00	\$ 5,109.00
County Road Permit	N/A	N/A	Cost	Cost
Water Meter Installation				
3/4" & 1"	\$ 148.00	\$ 152.00	\$ 158.00	152.00
1-1/2" & 2"	\$ 229.00	\$ 235.00	\$ 229.00	235.00
3" and greater	Actual Time & Materials		Actual Time & Materials	
Water Meter Reactivation- Snowbirds	\$ 51.00	\$ 52.00	\$ 51.00	52.00
Water Meter Tampering				
Tampering Fee	\$ 255.00	\$ 261.00	\$ 255.00	261.00
Tampering Repair	Actual Time & Materials		Actual Time & Materials	

Exhibit A
ASSESSMENTS, RATES, FEES, AND CHARGES
EFFECTIVE January 1, 2018

	2017		2018	
	Inside/Outside City Limits			
Fire Service - Detector, Meter & MXU	\$ 470.00	\$ 482.00	\$ 470.00	\$ 482.00
Storz Adapter	\$ 242.00	\$ 248.00	\$ 242.00	\$ 248.00
Water Service Turn-off/Turn-on (Customer Request)				
Regular Hours	\$ 41.00	\$ 45.00	\$ 41.00	\$ 45.00
After Hours	\$ 186.00	\$ 191.00	\$ 186.00	\$ 191.00
Delinquency Notice	\$ 20.00	\$ 21.00	\$ 20.00	\$ 21.00
Water Service Turn-off/Turn-on (Delinquent Accounts)				
Regular Hours	\$ 61.00	\$ 65.00	\$ 61.00	\$ 65.00
After Hours	\$ 186.00	\$ 191.00	\$ 186.00	\$ 191.00
Flow and Pressure Test (Uncertified)				
3/4" & 1" meters only	\$ 83.00	\$ 85.00	\$ 83.00	\$ 85.00
1-1/2" & 2" meters only	\$ 151.00	\$ 155.00	\$ 151.00	\$ 155.00
Larger than 2"	Actual Time & Materials		Actual Time & Materials	
Meter Test Fee (based on meter size)				
3/4" & 1"	\$ 186.00	\$ 191.00	\$ 186.00	\$ 191.00
1-1/2" & 2"	\$ 253.00	\$ 259.00	\$ 253.00	\$ 259.00
3" or greater				
Utility Plant Locates				
Regular Hours	N/C	N/C	N/C	N/C
After Hours	\$ 186.00	\$ 191.00	\$ 186.00	\$ 191.00
Emergency	N/C	N/C	N/C	N/C
Utility Compliance Specialist				
Inspection	\$ 83.00	\$ 85.00	\$ 83.00	\$ 85.00
Administration Fee	\$ 35.00	\$ 36.00	\$ 35.00	\$ 36.00
Utility Labor Rate Hourly (Eqp not included)	\$ 67.00	\$ 69.00	\$ 67.00	\$ 69.00

Exhibit A
ASSESSMENTS, RATES, FEES, AND CHARGES
EFFECTIVE January 1, 2018

2017 2018
 Inside/Outside City Limits

RETAIL WATER SERVICE RATES

General Service - Monthly Service Charge

Meter Size

5/8 x 3/4 inches	\$ 12.84	13.55	\$ 19.26	\$ 20.32
1 inch	\$ 14.68	15.49	\$ 22.03	\$ 23.24
1 1/2 inch	\$ 20.87	22.02	\$ 31.31	\$ 33.03
2 inch	\$ 28.04	29.58	\$ 42.06	\$ 44.37
3 inch	\$ 53.20	56.13	\$ 79.80	\$ 84.19
4 inch	\$ 98.86	104.30	\$ 148.29	\$ 156.45
6 inch	\$ 351.51	370.84	\$ 527.27	\$ 556.27
8 inch	\$ 1,284.01	1,354.63	\$ 1,926.02	\$ 2,031.95
10 inch	\$ 4,579.50	4,831.37	\$ 6,869.23	\$ 7,247.04
12 inch	\$ 17,215.80	18,162.67	\$ 25,823.70	\$ 27,244.00

Residential Commodity Charge (per HCF)

Per HCF/Month	\$ 2.22	2.34	\$ 3.33	3.51
---------------	---------	------	---------	------

Non - Residential Commodity Charge (per HCF)

	\$ 2.00	2.11	\$ 3.00	3.17
--	---------	------	---------	------

Fire Protection - Monthly Service Charge

Service Size

1 inch	\$ 26.65	28.12	\$ 39.97	42.17
1 1/2 inch	\$ 40.11	42.32	\$ 60.17	63.48
2 inch	\$ 52.15	55.02	\$ 78.23	82.53
3 inch	\$ 57.46	60.62	\$ 86.21	90.95
4 inch	\$ 62.64	66.09	\$ 93.95	99.12
6 inch	\$ 78.18	82.48	\$ 117.27	123.72
8 inch	\$ 104.09	109.81	\$ 156.13	164.72
10 inch	\$ 145.66	153.67	\$ 218.49	230.51
12 inch	\$ 208.09	219.53	\$ 312.13	329.30

Commodity Charge (per HCF)

- For Usage Other Than Firefighting

	\$ 4.02	4.24	\$ 6.02	6.35
--	---------	------	---------	------

Low-Income Senior and Low-Income Disabled Citizen - Monthly Service Charge

Base Charge (per account) 5/8" x 3/4"	\$ 12.84	13.55	\$ 19.26	20.32
Base Charge (per account) 1"	\$ 14.68	15.49	\$ 22.03	23.24

Commodity Charge

0 - 5 HCF/Month	No Charge		No Charge	
Over 5 HCF/Month	\$ 2.22	2.34	\$ 3.33	3.51

Temporary/Construction Meter

1" Meter

Deposit	\$ 300.00	316.50	\$ 300.00	316.50
Base Fee (per month)	\$ 14.68	15.49	\$ 22.03	23.24

Exhibit A
ASSESSMENTS, RATES, FEES, AND CHARGES
EFFECTIVE January 1, 2018

	2017	2018		
	Inside/Outside City Limits			
Set Up Fee & Removal Fee	\$ 296.00	312.28	\$ 296.00	312.28
Hydrant meter (3" Meter)				
Deposit	\$ 2,000.00	2,110.00	\$ 2,000.00	2,110.00
Base Fee (per month)	\$ 53.20	56.13	\$ 79.80	84.19
Set Up Fee	\$ 296.00	312.28	\$ 296.00	312.28
Equipment Loss/Damage		Actual Time & Materials		Actual Time & Materials
Commodity Charge (per HCF)	\$ 2.00	2.11	\$ 3.00	3.17
City Parks and Recreation Dept. - Irrigation				
Commodity Charge (per HCF)	\$ 1.00	1.06		
<u>Gold Mountain Golf Course Complex - Irrigation</u>				
Commodity Charge (per HCF)	\$ 1.36	1.43		
<u>RETAIL WASTEWATER SERVICE RATES</u>				
Monthly Service Charge				
Single Family				
Base Charge (per account)	\$ 34.24	35.10	\$ 51.36	52.64
Commodity Charge (per HCF)	\$ 4.59	4.71	\$ 6.89	7.06
Duplex on 1 Meter or 2 Bldgs. on 1 Meter				
Base Charge (per unit)	\$ 27.12	27.79	\$ 40.68	41.69
Commodity Charge (per HCF)	\$ 4.59	4.71	\$ 6.89	7.06
Multi - Family				
Base Charge (per unit)	\$ 27.12	27.79	\$ 40.68	41.69
Commodity Charge (per HCF)	\$ 4.59	4.71	\$ 6.89	7.06
Low-Income Senior and Low-Income Disabled Citizen				
Base Charge (per account)	\$ 21.24	21.77	\$ 32.26	33.07
Commodity Charge (per HCF)				
0 - 5 HCF/Month		No Charge		No Charge
Over 5 HCF/Month	\$ 4.59	4.71	\$ 6.89	7.06
Commercial I				
Base Charge (per account)	\$ 50.61	51.88	\$ 75.93	77.83
Commodity Charge (per HCF)	\$ 4.73	4.85	\$ 7.10	7.27
Commercial II				
Base Charge (per account)	\$ 50.99	52.26	\$ 76.48	78.39
Commodity Charge (per HCF)	\$ 6.06	6.21	\$ 9.09	9.32
Commercial III				
Base Charge (per account)	\$ 51.49	52.78	\$ 77.24	79.17
Commodity Charge (per HCF)	\$ 7.40	7.59	\$ 11.10	11.38

Exhibit A
ASSESSMENTS, RATES, FEES, AND CHARGES
EFFECTIVE January 1, 2018

	2017	2018		
	Inside/Outside City Limits			
Commercial IV				
Base Charge (per account)	\$ 51.99	53.29	\$ 77.99	79.94
Commodity Charge (per HCF)	\$ 8.74	8.96	\$ 13.11	13.44
Commercial V				
Base Charge (per account)	\$ 57.19	58.62	\$ 85.80	87.95
Commodity Charge (per HCF)	\$ 10.93	11.20	\$ 16.40	16.81
Commercial VI				
Base Charge (per account)	\$ 62.91	64.48	\$ 94.37	96.73
Commodity Charge (per HCF)	\$ 13.66	14.00	\$ 20.49	21.00
Commercial VII				
Base Charge (per account)	\$ 69.20	70.93	\$ 103.80	106.40
Commodity Charge (per HCF)	\$ 15.95	16.35	\$ 23.93	24.53
Commercial Special				
Base Charge (per account)	\$ 76.12	78.02	\$ 114.18	117.03
Commodity Charge (per HCF)	\$ 21.35	21.88	\$ 32.00	32.80
Beverage Production				
Base Charge (per account)	\$ 51.49	52.78	\$ 77.24	79.17
Commodity Charge (per HCF)	\$ 4.81	4.93	\$ 7.21	7.39
Commercial Fountains - Separately Metered				
Base Charge (per account)	\$ 50.61	51.88	\$ 75.93	77.83
Commodity Charge (per HCF)	\$ 1.56	1.60	\$ 2.34	2.40
Septage Disposal (per gallon of tank capacity)	\$ 0.26	0.26	\$ 0.38	0.39
Leachate Per Gallon of Tank Capacity				
Individual Residential Grinder Pumps				
Grinder Pump Surcharge	\$ 11.03	11.31	\$ 16.55	16.97
Low-Income Senior and Low-Income Disabled Grinder Pump Surcharge	\$ 8.28	8.49	\$ 12.42	12.73
<u>RETAIL STORMWATER RATES</u>				
Monthly Service Charge				
Residential I (Single Family/Duplex)				
Base Charge (per account)	\$ 13.73	14.90	N/A	N/A
Exception: Duplex with 2 Meters (per account)				
	\$ 6.90	7.49	N/A	N/A
Residential II - SW Impact Fee (per IHSU) 50% of the Res I Base Charge				
	\$ 6.87	7.45	N/A	N/A

Exhibit A
ASSESSMENTS, RATES, FEES, AND CHARGES
EFFECTIVE January 1, 2018

	2017	2018		
	Inside/Outside City Limits			
Residential III - SW Impact Fee (per IHSU) -100% of the Res I Base Charge	\$ <u>13.73</u>	<u>14.90</u>	N/A	N/A
Commercial I Base Charge (per IHSU)	\$ <u>13.73</u>	<u>14.90</u>	N/A	N/A
Commercial II - SW Impact Fee (per IHSU) 50% of the Comm I Base Charge	\$ <u>6.87</u>	<u>7.45</u>	N/A	N/A
Commercial III - SW Impact Fee (per IHSU) 100% of the Comm I Base Charge	\$ <u>13.73</u>	<u>14.90</u>	N/A	N/A
Public School Districts (per account)	\$ <u>13.73</u>	<u>14.90</u>	N/A	N/A
Low-Income Senior and Low-Income Disabled Citizen Base Charge (per account)	\$ <u>8.36</u>	<u>9.07</u>	N/A	N/A
Multi - Family & Commercial Rate Adjustment				
Water Quality (per IHSU)	\$ <u>1.52</u>	<u>1.65</u>	N/A	N/A
Water Quantity (per IHSU)	\$ <u>4.59</u>	<u>4.98</u>	N/A	N/A

Exhibit A
ASSESSMENTS, RATES, FEES, AND CHARGES
EFFECTIVE January 1, 2018

2017 **2018**
 Inside/Outside City Limits

Stormwater Penalty

New Multi - Family & Commercial
 development without on-site detention
 Charge (per IHSU)

\$	3.04	<u>3.30</u>	N/A	N/A
----	-----------------	-------------	-----	-----

*Pavement Restoration Charge May Also Be Assessed

** Fees include original review and one resubmittal review.
 Additional reviews will be charged at miscellaneous hourly rate (above).

*** Does not apply to single family residence or duplex construction on an existing established lot.

**** (Unscheduled inspections shall be tracked through the course of a project and billed after the final site inspection. Fees for unscheduled inspections shall be paid prior to final occupancy approval.)

AFFIDAVIT OF PUBLICATION

Account #342133 AD#1832918
STATE OF WASHINGTON
COUNTY OF KITSAP

I, Teresa Hull, being first duly sworn on oath, deposes and says: That she is now, and at all times embraced in the publication herein mentioned was the principal clerk of the printers and publishers of KITSAP SUN; that said newspaper has been approved as a legal newspaper by order of the Superior Court of the County of Kitsap, in which County it is published and is now and has been for more than six months prior to the date of the publication hereinafter referred to, published in the English language continually as a daily newspaper in Bremerton, Kitsap County, Washington, a weekly newspaper in Kitsap County, Washington and is now and during all of said time, was printed in an office maintained in the aforesaid place of publication of said newspaper; that the following is a true text of an advertisement as it was published in regular issues (and not in supplement form) of said newspaper on the following date, to wit: And on


November 24, 2017

such newspaper was regularly distributed to its subscribers during all of said period. The full amount of the fee charged for the foregoing publication is the sum of \$71.04. This amount has not been paid in full.



(Signature of Principal Clerk)

Subscribed and sworn to before me this day of November 24, 2017.





ORDINANCE NO. 5340

AN ORDINANCE of the City Council of the City of Bremerton, Washington, amending and reestablishing the assessments, rates, fees and charges established in Ordinance No. 5324 relating to the Department of Public Works and Utilities for water, wastewater, stormwater, and other related services.

PASSED by the City Council on the 15th day of November, 2017.

The full text of this ordinance is available from the City Clerk's Office, 345 Sixth Street, Suite 100, Bremerton, WA 98337.
NOV. 24, 2017 AD#1832918