



Report for January 1, 2025 through December 31, 2025

TITLE VI ACCOMPLISHMENTS & GOALS REPORT - WSDOT

This outline is for LPA and other governmental entities to report Title VI activities that occurred over the past year and report Title VI goals for the upcoming year. Reports must be returned on or before due date to meet eligibility requirements for federal funding. Send to TitleVI@WSDOT.wa.gov

DUE DATES: Refer to Section 28.3 for scheduled reporting period and due date

Contact Information

Name and title of administrator (signature on Standard Assurances): **Greg Wheeler, Mayor**

Mailing Address: **345 6th Street, Suite 100**

City: **Bremerton** WA Zip Code: **98337** County: **Kitsap**

Phone #: **360-473-5266** email address: greg.wheeler@ci.bremerton.wa.us

Name and title of head of transportation-related services: **Chance Berthiaume, Interim Director**

Mailing Address: **100 Oyster Bay Ave N.**

City: **Bremerton** WA Zip Code: **98312** County: **Kitsap**

Phone #: **360-473-5929** email address: chance.berthiaume@ci.bremerton.wa.us

Name and title of designated Title VI coordinator*: **Ned Lever, P.E., City Engineer**

Mailing Address: **345 6th Street, Suite 100**

City: **Bremerton** WA Zip Code: **98337** County: **Kitsap**

Phone #: **360-473-2398** email address: ned.lever@ci.bremerton.wa.us

*When the Title VI coordinator changes, notify TitleVI@WSDOT.wa.gov within 30 days.

To comply with Title VI requirements, each annual report submission must include signed Standard Assurances (USDOT1050.2A).

Accomplishments

1. Have there been any changes to the approved Title VI Plan that have not been reported to OECR?

No changes were made to the approved Title VI Plan.

2. Organization, Staffing, Structure: Describe the Title VI Program reporting structure including the Title VI Coordinator, Administrative Head, and transportation-related staff. The list should include name, race, color, and national origin of each individual. Include the same details if your LPA has a volunteer or appointed board related to transportation decision making.

2025 Title VI Program - City Council				
Name	Title	Race	Color	National Origin
Jennifer Chamberlin	City Councilmember District 1	White	White	White, not of Hispanic Origin
Denise Frey	City Councilmember District 2	White	White	White, not of Hispanic Origin
Jeff Coughlin	City Councilmember District 3	White	White	White, not of Hispanic Origin
Jane Rebelowski	City Councilmember District 4	White	White	White, not of Hispanic Origin
Michael Goodnow	City Councilmember District 5	White	White	White, not of Hispanic Origin
Anna Mockler	City Councilmember District 6	White	White	White, not of Hispanic Origin
Eric Younger	City Councilmember District 7	White	White	White, not of Hispanic Origin
2025 Title VI Program - City Staff				
Name	Title	Race	Color	National Origin
Greg Wheeler	Mayor	White	White	White, not of Hispanic Origin
Chance Berthiaume	Public Works & Utilities Director	White	White	White, not of Hispanic Origin
Ned Lever	City Engineer	White	White	White, not of Hispanic Origin
Shane Weber	Managing Engineer	White	White	White, not of Hispanic Origin
Vicki Grover	Project Manager	White	White	White, not of Hispanic Origin
Katie Ketterer	Project Manager	White	White	White, not of Hispanic Origin
Nick Ataie	Project Manager	White	White	White, not of Hispanic Origin
Chris Dimmitt	Civil Engineer II	White	White	White, not of Hispanic Origin
Billy Morris	Engineering Technician	White	White	White, not of Hispanic Origin
Gunnar Fridriksson	Managing Engineer	White	White	White, not of Hispanic Origin
Ryan Nash	Project Assistant	Black	African American	Black, not of Hispanic Origin
Sam Smith	Engineering Technician	White	White	White, not of Hispanic Origin
Dominic Fantauzzo	Engineering Technician	White	White	White, not of Hispanic Origin
Isabel Servedio	Project Assistant	White	White	White, not of Hispanic Origin
Olivia Paraschiv	Project Assistant	Asian	Asian	Asian, not of Hispanic Origin

2025 Title VI Program - Complete Streets Committee				
Name	Title	Race	Color	National Origin
Steffani Lillie	Complete Streets Committee			
David Keen	Complete Streets Committee			
Jose Jaramillo	Complete Streets Committee			
Rudy Baum	Complete Streets Committee	White	White	White, not of Hispanic Origin
Eric Evans	Complete Streets Committee			
John Kiess	Complete Streets Committee			
Anna Whalen	Complete Streets Committee			
Marco DiCicco	Complete Streets Committee	White	White	White, not of Hispanic Origin
Ed Coviello	Complete Streets Committee			
John Larson	Complete Streets Committee	White	White	White, not of Hispanic Origin
Dianne Iverson	Complete Streets Committee	White	White	White, not of Hispanic Origin
Christopher Valverde	Complete Streets Committee			
James Kinnison	Complete Streets Committee	White	White	White, not of Hispanic Origin

**Note missing information is due to participant not wanting to submit collection data.*

3. Community Demographics: Using a map of the LPA’s boundaries, describe the demographics of the LPA’s service area (e.g., race, ethnicity, and national origin). List, by individual languages, the percentage of the population who is Limited English proficient (LEP).

The City of Bremerton Boundaries within Kitsap County, Washington State.

City of Bremerton - Population Estimate 41,826

Margin of Error (+/-) 378

Languages Spoken at Home for the Population 5 Years and Over

Language	Population	LEP	Margin of Error	LEP%	City LEP %
Speak only English	37,198	-	(+/-) 801		89%
Spanish	1,235	603	(+/-) 21	2.05	3%
Tagalog (incl. Filipino)	1,017	354	(+/-) 357	2.87	2%
Other Asian and Pacific Islander	745	120	(+/-) 376	6.21	2%

Origin by Race	Population	Margin of Error
White	28,636	(+/-) 997
Black or African American	1,941	(+/-) 399
American Indian and Alaska Native	462	(+/-) 155
Asian	2,366	(+/-) 471
Hawaiian and Other Pacific Islander	833	(+/-) 368
Two or More Races	4,316	(+/-) 662
Hispanic or Latino	5,747	(+/-) 744

*Information collection from: [Bremerton city, Washington - Census Bureau Profile](#)
 Information gathered from 2023: ACS 5-Year Estimates Detailed Tables
[Bremerton city, Washington C16001 - Census Bureau Tables](#)
[Bremerton city, Washington B03002 - Census Bureau Tables](#)

4. Complaints: Provide a copy of the LPA's Title VI complaint log, including new Title VI complaints received during this reporting period and any still pending. Include the basis of the complaint (race, color, national origin) and describe the disposition (status/outcome).

The City received no complaints in 2025 and has no pending complaints.

5. Planning: Describe the transportation planning activities performed this reporting period. Describe the actions taken to promote Title VI compliance regarding transportation planning, including monitoring and review processes, community involvement, their outcome or status. Include examples of community outreach.

Public Participation Program outlines extensive public outreach measures

- ***Events: Provided information booth at many Bremerton events including Islanderfest, 911 S.O.S., Kitsap NAACP, Juneteenth, Kitsap Health Equity Collective, Kitsap Mesa Redonda, Mexican Independence Day***
- ***Mailer: Postcards sent to every residence and business in Bremerton, inviting participation in the Comprehensive Plan process***
- ***Flyers: Posted at parks, libraries, and the Marvin Williams Center monthly advertising Comprehensive Plan topic to be discussed at Planning Commission***
- ***Transportation Open House 10/2 – 10/16***
- ***Created "District Digest" documents relaying how proposed Comprehensive Plan updates would effect individual communities in Bremerton; included a public meeting held in all 7 City Council Districts.***

Comprehensive Plan Housing Appendix (Part 2) provides Racially Disparate Impact Analysis

Added Policies to the Comprehensive Plan prioritize values demonstrating conformance with Title VI. Examples:

- ***H3(H): Identify potential physical, economic, and cultural displacement of low-income households, manufactured housing communities (commonly known as "mobile home parks"), and marginalized populations and work with communities to develop anti-displacement strategies in when planning for growth. Remove prior polices and regulations that may have resulted in racially disparate impacts, displacement, and exclusion in housing, including zoning that may have a discriminatory effect and areas of disinvestment and infrastructure availability.***
- ***H3(H): Identify potential physical, economic, and cultural displacement of low-income households, manufactured housing communities (commonly known as "mobile home parks"), and marginalized populations and work with communities to develop anti-displacement strategies in when planning for growth. Remove prior polices and regulations that may have resulted in racially disparate impacts, displacement, and exclusion in housing, including zoning that may have a discriminatory effect and areas of disinvestment and infrastructure availability***
- ***E1(W): Support programs that ensure that all residents, regardless of race, social, or economic status, have clean air, clean water, and other elements of a healthy environment, and prioritize the reduction of impacts to vulnerable populations that have been disproportionately affected by climate change.***
- ***ED1(D): Encourage retention and recruitment efforts to foster a positive business climate throughout the city and diversify employment opportunities. Specific areas to support: • Businesses that provide living wage jobs • Local women and minority-owned small businesses and start-up companies • Established and emerging industries, technologies, and services that promote environmental sustainability, especially those addressing climate change and resilience and improved health outcomes.***

- **LU2(G): Promote economic activity and employment growth that reduces disparities and shares opportunities, prosperity and sustains a diversity of living wage jobs for the City’s residents.**

6. Right-of-way actions: Describe activities during this reporting period associated with the purchase, sale, lease/use, or transfer of real property (related to highway transportation/public right-of-way use). Include demographic information of affected populations. For example, the race, color, national origin of affected property/business owner(s)/tenant(s).

For 2025 the City Right of Way activity included offering, negotiating, and completion of ROW acquisitions in 2025, for RRFB (Rectangular Rapid Flashing Beacons), Naval Avenue, and View Ridge.

Description of Activities

In 2025, the City Right of Way activity for the View Ridge Elementary – Almira Drive Safe Routes to School project included development of appraisals and waiver valuations for temporary construction easements and one permanent right-of-way acquisition with support from Commonstreet Consulting. Demographic information of affected populations includes 64.5% White, 9.9% Hispanic or Latino, 4.6% Black or African American, 1.2% American Indian and Alaska Native, 7.8% Asian, 2.7% Native Hawaiian and Other Pacific Islander, 0.8% Some Other Race, 8.5% Two or More Races (not Hispanic or Latino), Source: 2020 Census Tract 802 (Kitsap County, Washington).

7. Identify right-of-way appraisers and acquisition staff (used during this reporting period) by race, color, national origin.

2025 Title VI Program -ROW Appraisers & Acquisition Staff				
Name	Title	Race	Color	National Origin
Rosa Villa, Designated & Managing Broker	Abeyta & Associates	White	Hispanic	America
Sonja Davis	RES Group NW	Asian	Asian American	Asian

8. Studies and Plans: Were any transportation studies (including environmental reviews) conducted or transportation plans completed during this reporting period? Identify the data source(s) and provide data summary (Title VI/Environmental Justice Analysis) relative to ethnicity, race, languages spoken, neighborhoods, income levels, physical environments, and/or travel habits. Explain how data was used in these studies/reviews/plans.

The City completed the Transportation Element of the Comprehensive Plan in 2025.

9. Project Location and Design: Provide a list of construction projects that began during this reporting period. Using a map of the LPAs service area, identify project locations, and a brief description of the projects’ benefits/burdens to affected populations. If possible, provide a map that overlays projects with the racial composition of affected neighborhoods.

Exhibit A

10. Other Public Meetings: List other public meetings held during this reporting period. Identify efforts used to encourage citizen participation at those meetings. Detail dates, times, locations, attendance, and provide examples of outreach materials.

JOIN US FOR AN OPEN HOUSE!



**BREMERTON
WASHINGTON**

Naval Avenue – 1st to 15th Bicycle and Pedestrian Enhancements Project

Moving Into the Right-of-Way Phase



Join Us for an Open House

September 18, 2025, from 5pm – 7pm, at Naval Elementary School

We want to keep you updated on the progress of this important project. Please come and learn more about the next steps and share your thoughts.

What We'll Cover:

- **Project Design History**
Review how the project design has evolved over time.
- **Expanded Project Area**
Based on public feedback, the design now extends to **15th Street**.
- **Next Phase: Right-of-Way**
The project is moving forward into the right-of-way phase.
- **Easement Needs**
Discussion of both **temporary and permanent easements** needed for this phase.

For more information about the project, visit:

<https://www.bremertonwa.gov/1167/Naval-Ave-Bicycle-Pedestrian-Enhancement>

09/18/2025 – Naval Avenue Open House: Hosted at Naval Avenue Elementary School from 5:00pm-7:00pm. Posted to social media, Project Website, City Website, posted on flyers around east and west Bremerton. Staff member was assigned to request attendee provide their basic information (name/phone/email) as well as optional completion of the Title VI form 272-059 as attendees were welcomed to the event. Language services were made available but not requested.

Of the 26 attendees who signed into the event, 14 completed form 272-059. Responses were as follows:

Gender: Male-6; Female-8, **Disability:** Yes-1; No-13, **Ethnic Identity:** White-14, **Language Spoken:** English-14, **Age:** 25-34:2, 35-44:4, 55-64:1, 65-79:7, **Education:** Some College-4, Bachelors-3, Masters-7; **Income:** \$25,000-49,999:2, \$75,000-99,999:2, \$100,000-124,999:1, \$200,000+:2

6TH STREET

Active Transportation Improvement Project

WE WANT TO HEAR FROM YOU

The 6th Street Corridor is Changing to Improve Safety and Provide Bike Lanes

View draft street plans and be part of the change!





OPEN HOUSE

Norm Dicks Government Center
345 6th Street - 1st Floor

Tuesday, September 30, 2025
5:00 pm - 7:00 pm

MATERIALS & ONLINE SURVEY WILL BE AVAILABLE ON THE PROJECT WEBPAGE FOLLOWING THE MEETING



Contact Us
Public Works & Utilities - Engineering Division
345 6th Street
360.473.5270

Project Webpage
www.bremertonwa.gov/6thStreetProject



09/30/2025 – 6th Street Active Transportation Improvement Project: Hosted at Norm Dicks Government Center from 5:00pm-7:00pm. Posted to social media, Project Website, City Website, posted on flyers around east and west Bremerton. Staff member was assigned to request attendee provide their basic information (name/phone/email) as well as optional completion of the Title VI form 272-059 as attendees were welcomed to the event. Language services were made available but not requested.

Of the 60 attendees who signed into the event, 5 completed form 272-059. Responses were as follows:

Gender: Male-3; Female-2, **Disability:** Yes-0; No-5, **Ethnic Identity:** White-5, **Language Spoken:** English-5, **Age:**25-34:1, 35-44:2, 55-64:1, 65-79:1, **Education:** Some College-0, Bachelors-2, Masters-3; **Income:** \$25,000-49,999:0, \$75,000-99,999:0, \$100,000-124,999:3, \$200,000+:2

11. Transportation-related Construction and Consultant Contracts (if applicable): Briefly describe the process used to advertise and award construction contracts during this reporting period. Include the process for negotiating contracts (e.g., consultants).

Advertisements for Notices Inviting Bids, RFQs, and RFPs appear in the Kitsap Sun and Daily Journal of Commerce, as well as the City’s website, and the Office of Minority and Women’s Enterprises Bids and Contract Opportunities website. Submittals are scored based on the qualifications of the advertised criteria, by a team assembled to review, score, and interview. After a selection is made negotiations are held with the successful consultant.

12. Describe the actions taken to promote construction contractor/consultant compliance with Title VI by construction contractors/consultants, including monitoring and review processes, and their outcomes/status (e.g. what Title VI language was included in contracts and agreements; were contractors and consultants reviewed to ensure compliance; what Title VI responsibilities are explained to contractors and consultants?)

The following language is included in all "Notice Inviting Bids" advertisements.

"The City of Bremerton, in accordance with the Title VI of the Civil Rights Act of 1964, (78 Stat. 252, 42 U.S.C. 2000d to 2000d-4) and the Regulations, hereby notifies all bidders that it will affirmatively ensure that in any contract entered into pursuant to this advertisement, disadvantaged business enterprises will be afforded full and fair opportunity to submit bids in response to this invitation and will not be discriminated against on the grounds of race, color, or national origin in consideration for an award"

All Federal- Aid Construction Contracts/ Agreements include FHWA-1273 Contract Provisions.

Prior to award, all firms claiming DBE status are verified (regardless of whether there is a DBE Goal set); DBE requirements are discussed at all pre-construction meetings, and additional compliance is ensured by on site review of all disadvantaged firms, both consultants and contractors.

13. List construction, right-of-way, and consultant contracts with your LPA/MPO/entity for this report period with dollar value of each. Identify funding sources (federal, state, local, other), and how many were awarded to certified disadvantaged contractors (as a prime contractor/consultant).

Exhibit B

14. Education & Training: Describe actions taken to promote Title VI compliance through education and trainings, including monitoring and review processes, and their outcomes/status.

City of Bremerton staff were not able to participate in Title VI 2025 training provided by WSDOT, but each reviewed training provided online.

City of Bremerton staff reviewed online DBE training.

[Diverse business programs | WSDOT](#)

15. Title VI Goals for Upcoming Year

The City will continue to focus on collecting demographic information of public meeting attendees, and those who affect multi modal transportation decision making throughout the City, using WSDOT form 272-059. We will further use this data to better outreach, so that attendance better represents our community demographics.

The City will continue efforts to ensure all Transportation staff is trained in the WSDOT Title VI program, in addition to all available training opportunities addressing discrimination of any form.

2025 Project Name	Benefits/ Burdens to Affected Population
Bremerton School Zone Safety Improvements	Improvements at five schools including the following safety measures: speed feedback signs, flashing beacons, school speed zone signage and other improvements
Kitsap Lake Storm Water Retrofit	Installation at four sites upstream of outfalls to Kitsap Lake of stormwater treatment vaults to further improve the water quality at Kitsap Lake and eliminating algae blooms.
2025 CIPP Sewer Rehabilitation	Installation of cure-in-place-pipe epoxy lining for 5400 feet of sanitary sewer and 1600 feet of storm sewer pipe. Cleaned and videoed 5400 feet of sewer sanitary sewer pipe
Loxie Eagans / Werner Grind & Overlay	Grind and overlay of Loxie Eagans between Auto Center Way / Oyster Bay and City/County limits (to the east of SR 3).
Haddon Park Sidewalk and Curb Ramp Upgrades	Installation of 600 feet sidewalk with curb and gutter and replacement of 9 non compliant ADA curb ramps and 2 alley way approaches.
15th/ Snyder New Curb Ramps & Sidewalk	Pedestrian improvements at this intersection including new ADA ramps, bulb-outs, and sidewalks to improve safety and visibility of pedestrians.
Systemic Pedestrian Treatments - Rectangular Rapid Flashing Beacons	Install rectangular rapid flashing beacons at four known high risk locations along 13th Street, Sylvan Way, and four additional locations to reduce motor vehicle and pedestrian crashes.
Central Bremerton Force Main Repair	Replaced 3000 feet of 14" ductile iron sewer force main that was failing with 3000 feet of 18-inch PVC. Rebuilt approximately 1300 feet of roadway along 1st Street between Montgomery and Naval Avenue.
6th Street Preservation Phase III	Grind and overlay of 6th Street between Naval Avenue and Warren Avenue. Work includes curb ramp, storm drain, water and sewer upgrades.
Washington Ave. & 11th St. Improvements	Rebuilds Washington Avenue and 11th Street between Manette Bridge and Pacific Avenue to community boulevard including replacing signal at Manette Bridge with a roundabout.
MLK Way Water & Storm Line Replacement and Pavement Overlay	Replaced approximately 700 feet of sanitary and storm sewer and reconstructed the roadway along MLK Way between Warren Avenue and Park Avenue
Washington Ave. Sidewalk Replacement (Development)	Replace HMA sidewalk with concrete from 5th Street to 6th Street.

Quincy Square	Rebuilt 4th Street from Washington Avenue to Pacific Avenue to a flexible festival street including wider sidewalks, pedestrian amenities, lighting, and stormwater treatment.
Well 9A Drilling	Drilled a new well at 318 Firway Lane to replace the former well that had failed. Drilling depth to 950 feet.
Cascade Trail Stormwater Improvements	Mitigate infrequent stormwater flooding on Cascade Trail by construction of new stormwater conveyance pipe and catch basins.
Cascade View Grind & Overlay	Grind and overlay of the roadway after a new storm system was installed into the roadway.
Manette Beach Sewer Decommission	Decommissioned 1300 LF of gravity sewer located on the beach by installing an upland sewer system consisting of grinder pumps, low pressure sewer, and a municipal pump station.
Francis Street Outfall Replacement	Improvements to the existing conveyance system at the outfall along with installation of a water quality treatment vault to further improve water quality at Kitsap Lake and eliminating alga blooms.

Bremerton School Zone
Safety Improvements

Kitsap Lake Storm
Water Retrofit

2025 CIPP
Sewer Rehabilitation

Loxie Eagans/Werner
Grind & Overlay

Well 7A
Replacement

Belfair Valley Rd.
Grind & Overlay

2025 Construction Projects (West)

Legend

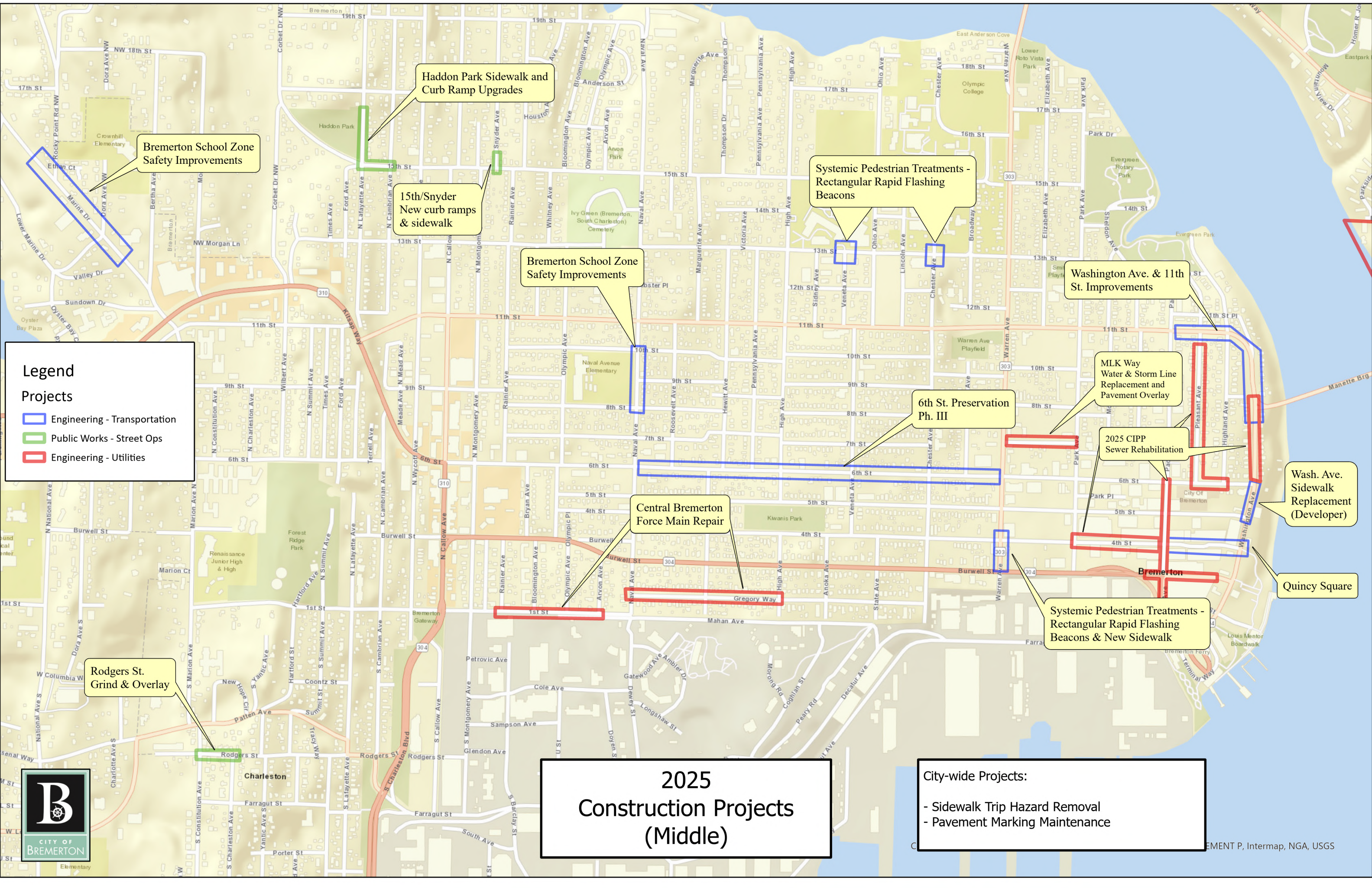
Projects

- ▭ Engineering - Transportation
- ▭ Public Works - Street Ops
- ▭ Engineering - Storm
- ▭ Engineering - Utilities

City-wide Projects:

- Sidewalk Trip Hazard Removal
- Pavement Marking Maintenance





Legend

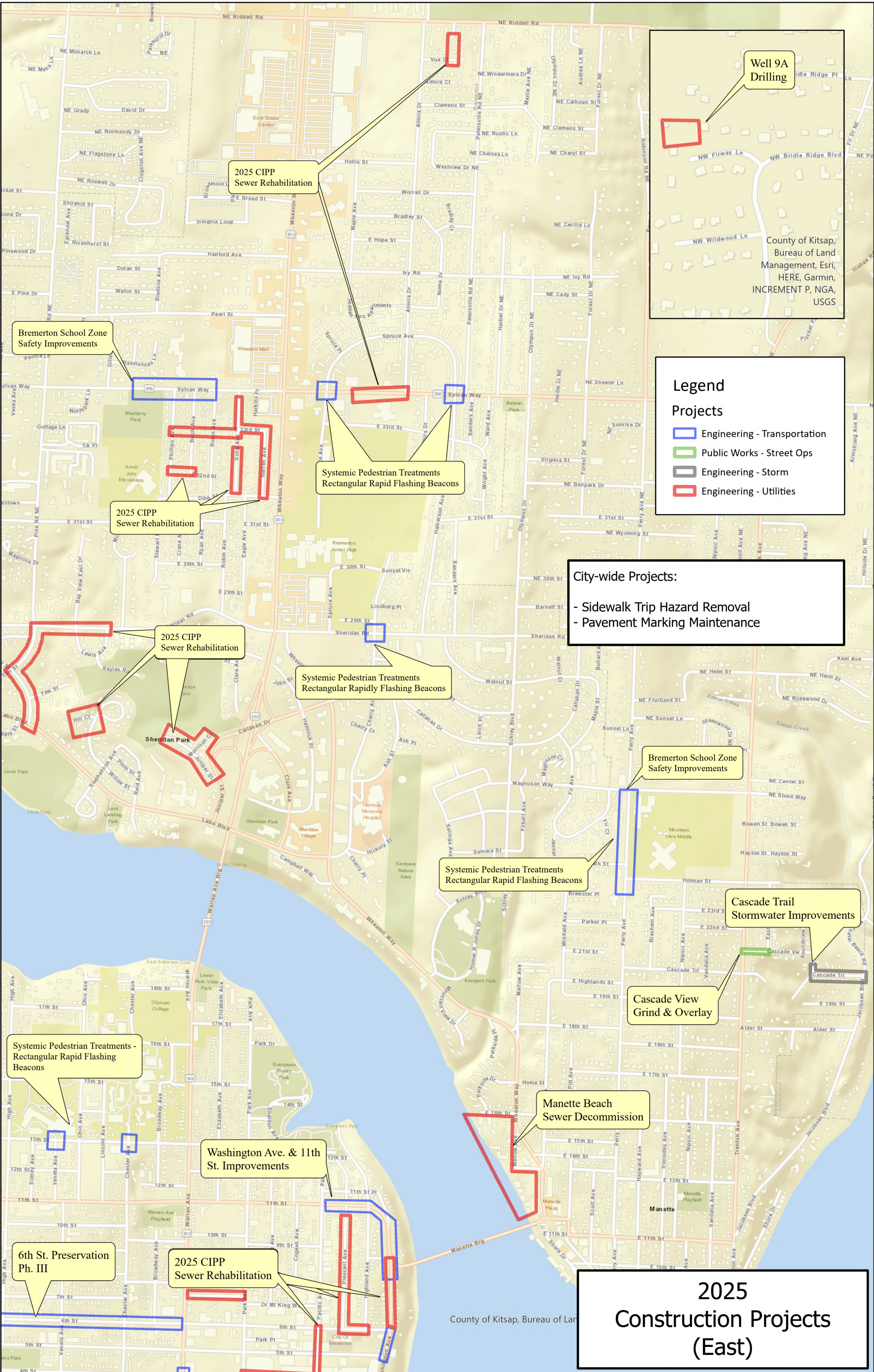
Projects

- ▭ Engineering - Transportation
- ▭ Public Works - Street Ops
- ▭ Engineering - Utilities

**2025
Construction Projects
(Middle)**

- City-wide Projects:**
- Sidewalk Trip Hazard Removal
 - Pavement Marking Maintenance





Well 9A Drilling

2025 CIPP Sewer Rehabilitation

Bremerton School Zone Safety Improvements

2025 CIPP Sewer Rehabilitation

2025 CIPP Sewer Rehabilitation

Systemic Pedestrian Treatments Rectangular Rapid Flashing Beacons

Systemic Pedestrian Treatments - Rectangular Rapid Flashing Beacons

Washington Ave. & 11th St. Improvements

6th St. Preservation Ph. III

2025 CIPP Sewer Rehabilitation

City-wide Projects:

- Sidewalk Trip Hazard Removal
- Pavement Marking Maintenance

Legend

Projects

- Engineering - Transportation
- Public Works - Street Ops
- Engineering - Storm
- Engineering - Utilities

County of Kitsap, Bureau of Land Management, Esri, HERE, Garmin, INCREMENT P, NGA, USGS

Cascade Trail Stormwater Improvements

Cascade View Grind & Overlay

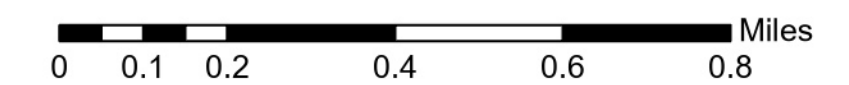
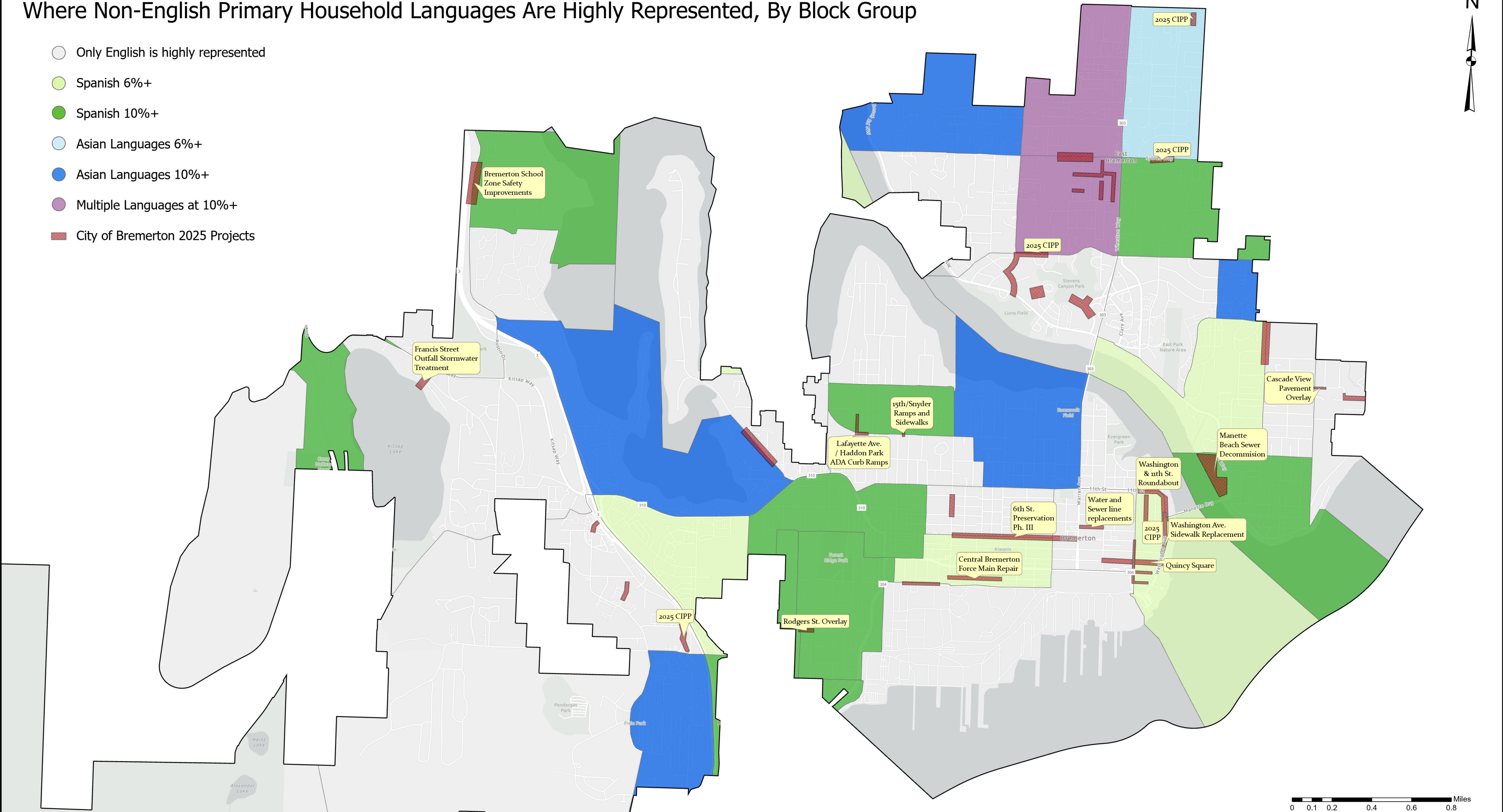
Manette Beach Sewer Decommission

2025 Construction Projects (East)

County of Kitsap, Bureau of Land

Where Non-English Primary Household Languages Are Highly Represented, By Block Group

- Only English is highly represented
- Spanish 6%+
- Spanish 10%+
- Asian Languages 6%+
- Asian Languages 10%+
- Multiple Languages at 10%+
- City of Bremerton 2025 Projects



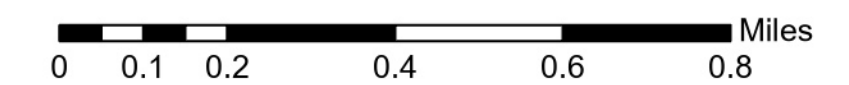
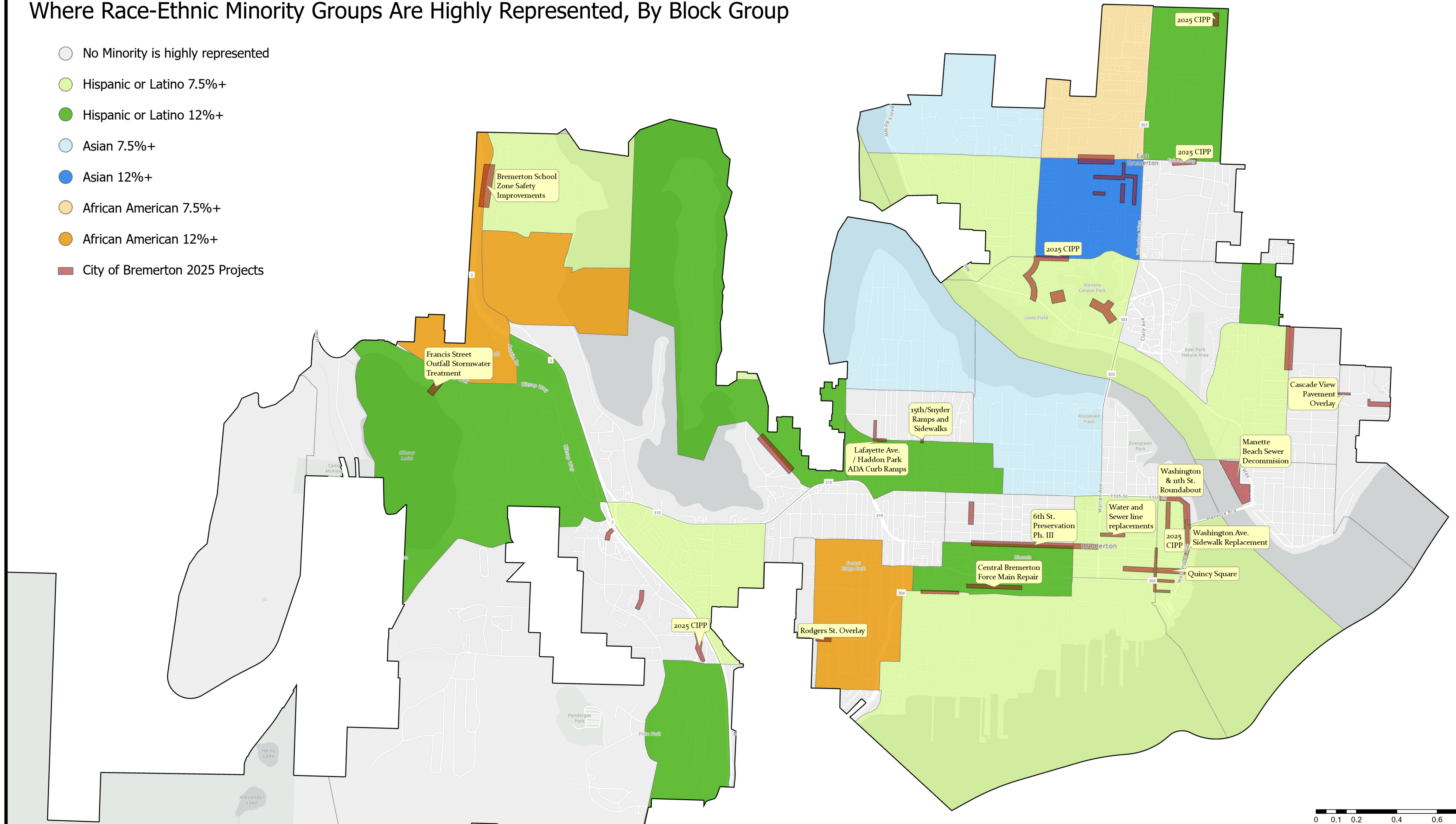
City of Bremerton
 Department of Public Works & Utilities
 Engineering Division

City of Bremerton 2025 Construction Projects
 over 2023 ACS Household Language Data

Drawing Scale - 1:14,500	Drawn By - DF	Design By - DF	Checked By - NL	Sheet 2 of 2
--------------------------	---------------	----------------	-----------------	--------------

Where Race-Ethnic Minority Groups Are Highly Represented, By Block Group

- No Minority is highly represented
- Hispanic or Latino 7.5%+
- Hispanic or Latino 12%+
- Asian 7.5%+
- Asian 12%+
- African American 7.5%+
- African American 12%+
- City of Bremerton 2025 Projects



City of Bremerton
 Department of Public Works & Utilities
 Engineering Division

City of Bremerton 2025 Construction Projects
 over 2023 ACS Demographic Data

2025 Construction, Right of Way, and Consultant Contracts					
Contract Type	Project	Entity	Dollar Value	DBE (as Prime)	Funding
Consultant	5848 - Decommission Manette Beach Sewer	AAR TESTING AND INSPECTION	\$ 9,370.00	No	State & Local
Consultant	5890 - CBFM	AAR TESTING AND INSPECTION	\$ 18,670.00	No	Federal State & Local
Contractor	315026 - WA & 11th	ACTIVE CONSTRUCTION INC	\$ 6,412,412.00	No	Federal State & Local
Contractor	879 - KLSTR	ACTIVE CONSTRUCTION INC	\$ 1,969,969.00	No	State & Local
Contractor	5848 - Decommission Manette Beach Sewer	ACTIVE CONSTRUCTION INC	\$ 4,085,085.00	No	State & Local
Consultant	4561 - Well 9 Replacement	AES CONSULTANTS INC	\$ 20,080.00	No	Local
Contractor	315031 - Bremerton SRTS	AGATE ASPHALT	\$ 146,995.00	No	State & Local
Consultant	88190 - Kitsap Lake Phoslock Treatment	AQUATECHNEX LLC	\$ 525,000.00	No	Local
Consultant	4551 - Emergency Power Plan Implementation	ART ANDERSON ASSOCIATES INC	\$ 97,310.00	No	Local
Consultant	5883 - Westside Treatment Plant Upgrade	CASEY CIVIL	\$ 54,080.00	No	Local
Consultant	5848 - Decommission Manette Beach Sewer	CASEY CIVIL	\$ 343,917.00	No	State & Local
Contractor	315043 - 6th St Phase III	CECCANTI INC	\$ 3,995,896.32	No	Federal State & Local
Contractor	4580 - Manganese Treatment	CONSOR NORTH AMERICA INC	\$ 97,351.00	No	State & Local
Contractor	4580 - Manganese Treatment	CONSOR NORTH AMERICA INC	\$ 749,615.00	No	State & Local
Contractor	5882 - Eastside Treatment Plant UV Replacement	CONSOR NORTH AMERICA INC	\$ 637,239.00	No	State & Local
Consultant	5827 - Oyster Bay Beach Sewer Upgrade	CULTURAL RESOURCE CONSULTANTS LLC	\$ 4,655.00	No	State & Local
Consultant	882 - Parish Creek Culvert Replacement	CULTURAL RESOURCE CONSULTANTS LLC	\$ 3,855.00	No	Federal State & Local
Consultant	881 - E 9th Street Stormwater Improvements	CULTURAL RESOURCE CONSULTANTS LLC	\$ 4,415.00	No	Federal
Consultant	881 - E 9th Street Stormwater Improvements	CULTURAL RESOURCE CONSULTANTS LLC	\$ 3,095.00	No	Federal
Contractor	4573 - Emergency Power Plan Implementation	CUMMINS SALES AND SERVICE	\$ 391,914.43	No	Local
Consultant	315042 - RRFB	DKS ASSOCIATES	\$ 220,049.25	No	Federal State & Local
Contractor	58002 - Sheridan Sewer Replacement	FLOWLINE	\$ 156,252.47	No	Local
Consultant	315028 - Naval	H D R ENGINEERING INC	\$ 614,400.00	No	Federal State & Local
Consultant	5871 - Nutrient General Permit	H D R ENGINEERING INC	\$ 199,963.00	No	State & Local
Consultant	315060 - 6th St ATI	H D R ENGINEERING INC	\$ 191,751.00	No	Federal State & Local
Contractor	58001 - CIPP Sewer 2025	INSITUFORM TECHNOLOGIES LLC	\$ 771,557.97	No	Local

Consultant	5884 Wastewater comprehensive plan update	KENNEDY/JENKS CONSULTANTS INC	\$ 638,507.00	No	Local
Consultant	5875 Tracyton Beach Road Sewer	KENNEDY/JENKS CONSULTANTS INC	\$ 758,036.00	No	State & Local
Consultant	315043 6th Street Material Testing	MATERIALS TESTING & CONSULTING	\$ 28,944.00	No	Federal State & Local
Consultant	878 Francis Street Outfall	MATERIALS TESTING & CONSULTING	\$ 6,121.00	No	State & Local
Consultant	879 - KLSTR	MATERIALS TESTING & CONSULTING	\$ 9,991.00	No	State & Local
Contractor	878 Francis Street Outfall	NORTHWEST CASCADE INC	\$ 1,366,366.00	No	State & Local
Consultant	882 Parish Creek Fish Passage	NORTHWEST HYDRAULIC CONSULTANTS	\$ 690,749.00	No	Federal State & Local
Consultant	315043 6th Street Design	PARAMETRIX INC	\$ 426,237.00	No	Federal State & Local
Consultant	878 Francis Street Outfall	PARAMETRIX INC	\$ 101,532.00	No	State & Local
Consultant	879 Kitsap Lake Outfall Treatment	PARAMETRIX INC	\$ 91,735.20	No	State & Local
Consultant	315056 Transportation Comp Plan	PARAMETRIX INC	\$ 528,851.60	No	Local
Consultant	881 E 9th St Sewer Imp	PARAMETRIX INC	\$ 754,723.71	No	Federal
Consultant	5890 Central Bremerton Force Main Replacement	PARAMETRIX INC	\$ 613,002.20	No	Local
Consultant	5848 Decomission Beach Sewer	PARAMETRIX INC	\$ 517,337.49	No	State & Local
Consultant	315032 Warren Ave Bridge Ped Imp	SHEA CARR & JEWELL INC	\$ 255,435.38	No	Federal State & Local
Consultant	315055 View Ridge Elem / Almira SRTS	SHEA CARR & JEWELL INC	\$ 62,545.24	No	Federal State & Local
Contractor	5890 Central Bremerton Force Main Replacement	SOUND PACIFIC CONSTRUCTION LLC	\$ 3,699,974.46	No	Federal State & Local
Contractor	315042 RRFB	SOUND PACIFIC CONSTRUCTION LLC	\$ 828,397.00	No	Federal State & Local
Consultant	315059 SR 303 Adaptive Signals	TRANSPO GROUP USA INC	\$ 99,476.46	No	Federal State & Local