




MAYOR'S REPORT
July 17, 2024

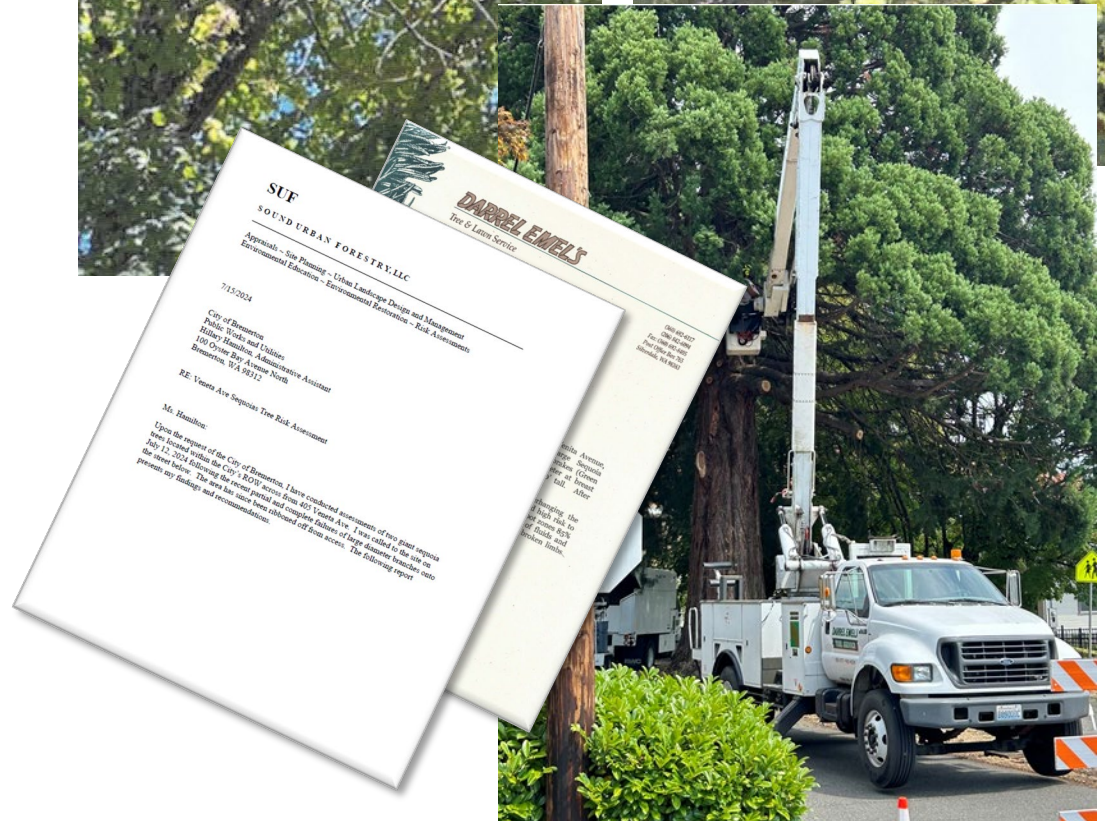


BREMERTON
WASHINGTON



Veneta Ave Road Closure between 4th and 5th Streets



- On Friday, the City was advised of a safety concern related to broken limbs on the two giant Sequoia trees on Veneta. Staff confirmed the concern and closed Veneta between 4th and 5th Streets.
- On Monday, an arborist reviewed the trees and recommended selective limb pruning, along with regular (every 5-year) assessments.
- Selective limb pruning is currently underway, and should be complete by end of week, whereupon the street will re-open.



SUF
SOUND URBAN FORESTRY, LLC
Apprentices - Site Planning - Urban Landscape Design and Management
Environmental Education - Environmental Restoration - Risk Assessments

7152024

City of Bremerton
Public Works and Utilities
100 Oyster Bay Avenue North
Bremerton, WA 98312

RE: Veneta Ave Sequoia Tree Risk Assessment

Mr. Hamilton:


Upon the request of the City of Bremerton, I have conducted assessment of two giant sequoia trees located within the City's ROW across from 401 Veneta Ave. I was called to the site on July 12, 2024 following the recent power and complete failure of large diameter branches onto the street below. The work has now been scheduled for late summer/early fall, and I present my findings and recommendations.

1000 4th Street
Bremerton, WA 98312
Phone: 360-837-1234
Fax: 360-837-1234
Email: info@dures.com
www.dures.com

1000 4th Street
Bremerton, WA 98312
Phone: 360-837-1234
Fax: 360-837-1234
Email: info@dures.com
www.dures.com

Dr MLK Way Sidewalk Replacement Project

Construction began July 8th and will be completed by the end of this week.





New Water Pump Station 14 (\$2.7 M)

- Replaces old pump station originally constructed in 1941
- New pump station scheduled to begin operation in August
- Location is between Wheaton Way and Homer Jones Dr just south of the YMCA in East Bremerton
- Pumps more than double the existing capacity
- Improves fire flow and water quality
- Includes onsite emergency power supply for reliability
- Provides for better security and reduced vandalism in open park setting
- **Adds a public restroom along the Bridge-to-Bridge Trail**



2012 landslide partially blocks access to existing pump station in Schley Canyon with mud and debris.