

Bremerton2044

Attachment B. Active Transportation Facility Types

Mixed Traffic Facilities



 **Neighborhood Greenway/
Bicycle Boulevard**

Visually Separated Facilities



 **Pedestrian Lane**



 **Shoulder**

Physically Separated Facilities



 **Sidewalk**



 **Shared-Use Path**



 **Shared Lane Marking**



 **Bike Lane**




 **Buffered Bike Lane**



 **One-Way Separated
Bike Lane**



 **Trail**



 **Two-Way Separated
Bike Lane**























Active Transportation Facility Types¹

References:

¹ Small Town and Rural Multimodal Networks - www.fhwa.dot.gov/environment/bicycle_pedestrian/publications/small_towns/fhwahep17024_lg.pdf

² WSDOT Guidance for Shared-Use Paths - www.wsdot.wa.gov/publications/manuals/fulltext/m22-01/1515.pdf

Active Transportation Programs Design Guide - wsdot.wa.gov/sites/default/files/2024-02/WSDOT-Active-Transportation-Programs-Design-Guide_0.pdf

	Mixed Traffic Facilities		Visually Separated Facilities				Physically Separated Facilities				
											
											
Users	Bicyclists	Bicyclists	Pedestrians	Pedestrians Bicyclists	Bicyclists	Bicyclists	Pedestrians	Pedestrians Bicyclists	Pedestrians Bicyclists	Bicyclists	Bicyclists
Description	Low-stress shared roadway bicycle facility, designed to offer priority for bicyclists operating within a roadway shared with motor vehicle traffic.	Pavement markings and signage indicate bicyclists operating within a roadway shared with motor vehicle traffic.	Designated pedestrian space on low-volume roadways.	Paved shoulders along the edges of roadways can provide a practical space for bicyclists and pedestrians to travel when other facilities are not available.	Exclusive for bicyclists (must have pavement markings) located directly adjacent to motor vehicle travel lanes and follows the same direction as motor vehicle traffic.	Exclusive for bicyclists (must have pavement markings and be physically separated by painted or physical buffer) located directly adjacent to motor vehicle travel lanes and follows the same direction as motor vehicle traffic.	Sidewalks are physically separated from the roadway by a curb. <i>Curb and gutter are not a buffer.</i>	Provides a travel area separate from motorized traffic for bicyclists, pedestrians, wheelchair users, and other users. Can provide a low-stress experience for a variety of users using the network for transportation or recreation.	For recreational use in parks and are typically all weather surfaces.	Exclusive use by bicyclists (must be marked) located adjacent to the roadway and is physically separated from motor vehicle traffic with a vertical element (parking, planting strip, etc). <i>Painted lines are not considered physically separated.</i>	Exclusive use by bicyclists (must be marked) located adjacent to the roadway and is physically separated from motor vehicle traffic with a vertical element (parking, planting strip, etc). <i>Painted lines are not considered physically separated.</i>
Dimensions	Preferred Facility Width: N/A (shared street) Preferred Buffered Separation: N/A	Preferred Facility Width: N/A (shared street) Preferred Buffered Separation: N/A	Preferred Facility Width: 5 – 8 feet Preferred Buffered Separation: N/A	Preferred Facility Width: 4 feet Preferred Buffered Separation: N/A	Preferred Facility Width: 5 – 6 feet Preferred Separation: N/A	Preferred Facility Width: 5 – 6 feet Preferred Buffered Separation: 2 – 3 feet	Preferred Facility Width: 6 feet Preferred Buffered Separation: N/A	Preferred Facility Width: 10 – 12 feet Preferred Buffered Separation: 5 feet	Preferred Facility Width: N/A Preferred Buffered Separation: N/A	Preferred Facility Width: 5 – 7 feet Preferred Buffered Separation: 2 – 3 feet	Preferred Facility Width: 10 feet Preferred Buffered Separation: 2 – 3 feet