



MAYOR'S REPORT

January 2, 2020

BREMERTON WASHINGTON



Photo courtesy of Port of Bremerton



Happy New Year!



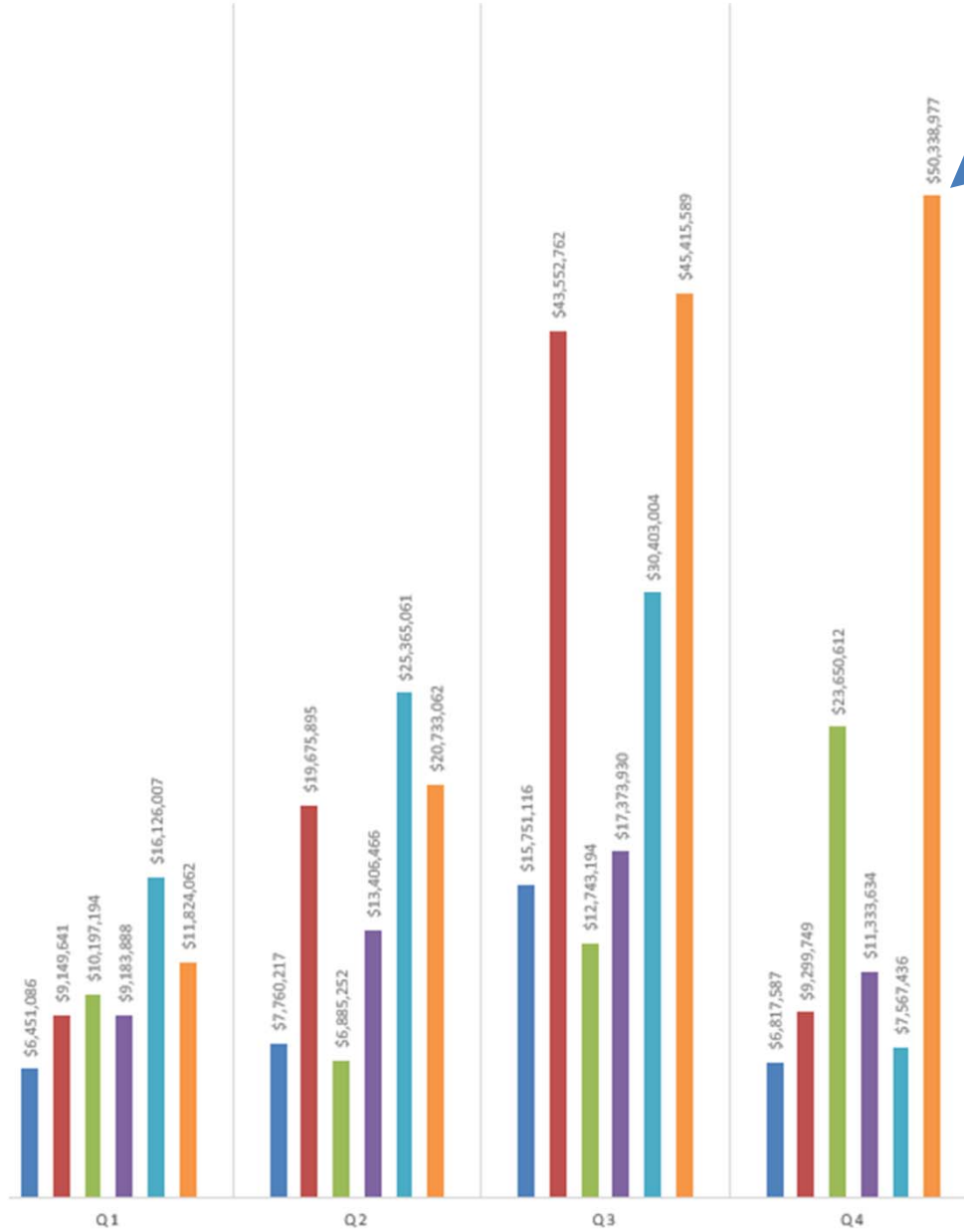
Permits Approved by Year

Year	# of Permits	Total Valuations
2003	1086	\$6,904,795
2004	773	\$31,790,746
2005	792	\$76,695,990
2006	912	\$69,612,099
2007	848	\$46,454,987
2008	798	\$45,247,585
2009	803	\$31,526,778
2010	806	\$36,861,186
2011	876	\$37,885,512
2012	694	\$23,567,771
2013	832	\$52,429,161
2014	680	\$36,780,006
2015	683	\$81,678,047
2016	870	\$53,476,252
2017	929	\$51,297,918
2018	1238	\$79,461,508
2019	1204	\$128,301,690

CITY OF BREMERTON QUARTERLY PERMIT ACTIVITY VALUATION



■ 2014 ■ 2015 ■ 2016 ■ 2017 ■ 2018 ■ 2019



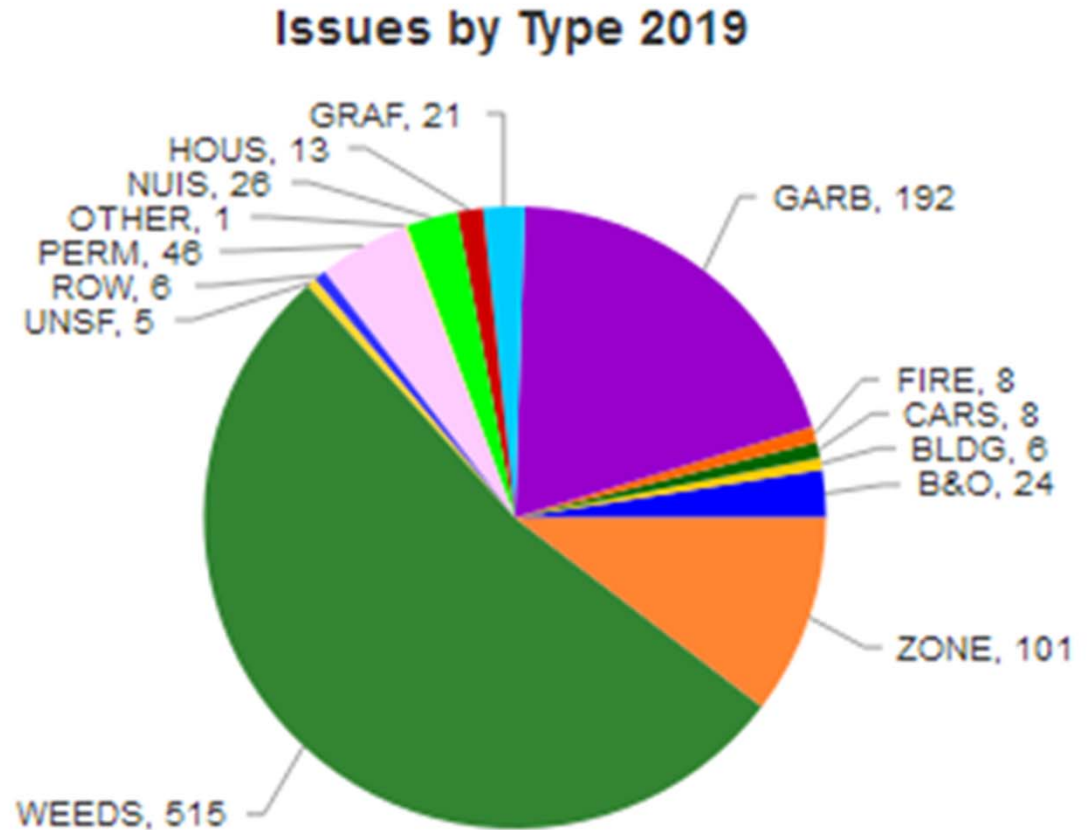
2019
4th Quarter
\$50,338,977

**Highest
Quarter
On Record
Over Past
Six Years**


Code Enforcement Activity



- 957 issues addressed in 2019
 - 515 weed issues
 - 192 garbage issues
 - 101 zoning issues
 - Remainder of issues (149) scattered across other categories (nuisances, graffiti, building code violations, housing code issues)



Code Enforcement Activity




Before



After



Code Enforcement Activity



Before



After



Code Enforcement Activity



Before



After





*Congratulations to Allison Satter,
Garrett Jackson and Kelli
Lambert on their promotions in the
Department of Community
Development!*

ALLISON SATTER (2007*) - Planning Manager
GARRETT JACKSON (2013*) – Senior Planner
KELLI LAMBERT (2014*) – Senior Planner

*year of hire